

Scaled data based on original data using  
LM-79-08 Approved Method: Electrical and Photometric Measurements of Solid-  
State Lighting Products

Test Report Prepared for  
Cooper Lighting Solutions  
(formerly Eaton)

Brand: McGRAW-EDISON

Report Number: P145860

Luminaire Tested: **CNC-E01-LED-E1-CPL**

Issue Date: 3/3/2020

**Test Information**

Test Method: LM-79-08  
Report Number: P145860  
REPORT IS SCALED FROM IESNA LM-79-08 TEST DATA (P33704)  
Test Lab: INNOVATION CENTER-P3  
Issue Date: 3/3/2020  
Manufacturer: COOPER LIGHTING SOLUTIONS (FORMERLY EATON)  
Product Line: MCGRAW-EDISON  
Catalog Number: CNC-E01-LED-E1-CPL  
Description: CONCISE LED LUMINAIRE  
(1) LIGHTBARS WITH AccuLED OPTICS - 90° SPILL LIGHT ELIMINATOR LEFT  
Light Source: (21) 4000K CCT, 70 CRI LEDs  
Ballast/Driver: -

**Summary**

Lumens per Lamp: N/A  
Luminaire Lumens: 2693.4 lumens  
Efficiency: N/A  
Efficacy: 109.0 lumens/watt  
Luminous Opening: Rectangular (W 0.17' x L: 1' x H: 0')  
IES Classification: Type IV - Short - Non-Cutoff  
BUG Rating: B1 - U0 - G2

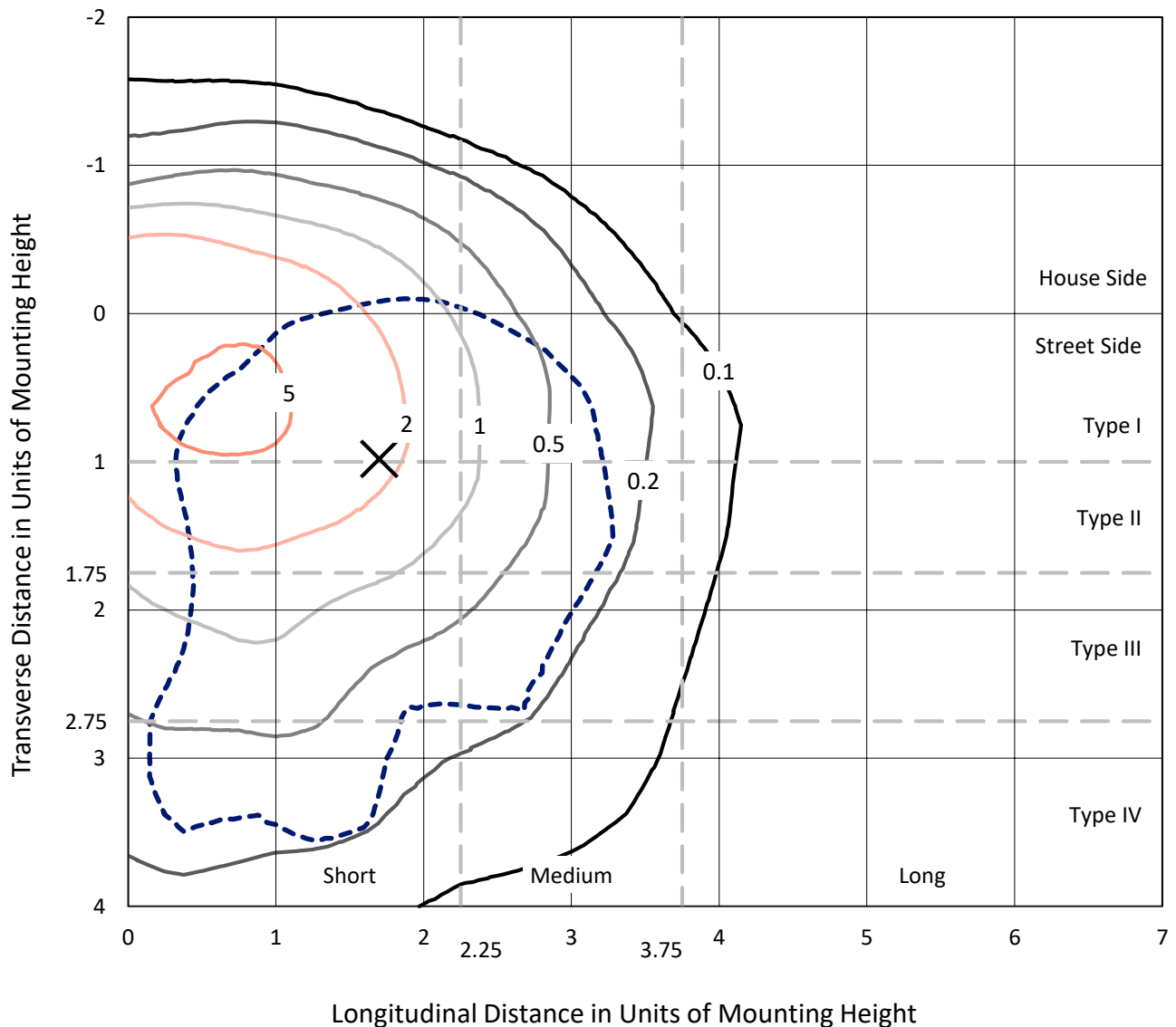
Input Watts (W): 24.7  
Input Voltage (V): NR  
Input Current (Ain): NR  
Voltage Rise (V): NR  
Power Factor: NR  
Total Harmonic Distortion (THDi): NR  
Frequency (hertz): 60  
Stabilization Time: NR  
Operation Time: NR  
Ambient Temperature (°C): NR  
Test Distance: 25 FT



REPORT NUMBER: P145860  
 CATALOG NUMBER: CNC-E01-LED-E1-CPL

### Iso-Footcandle Lines of Horizontal Illumination

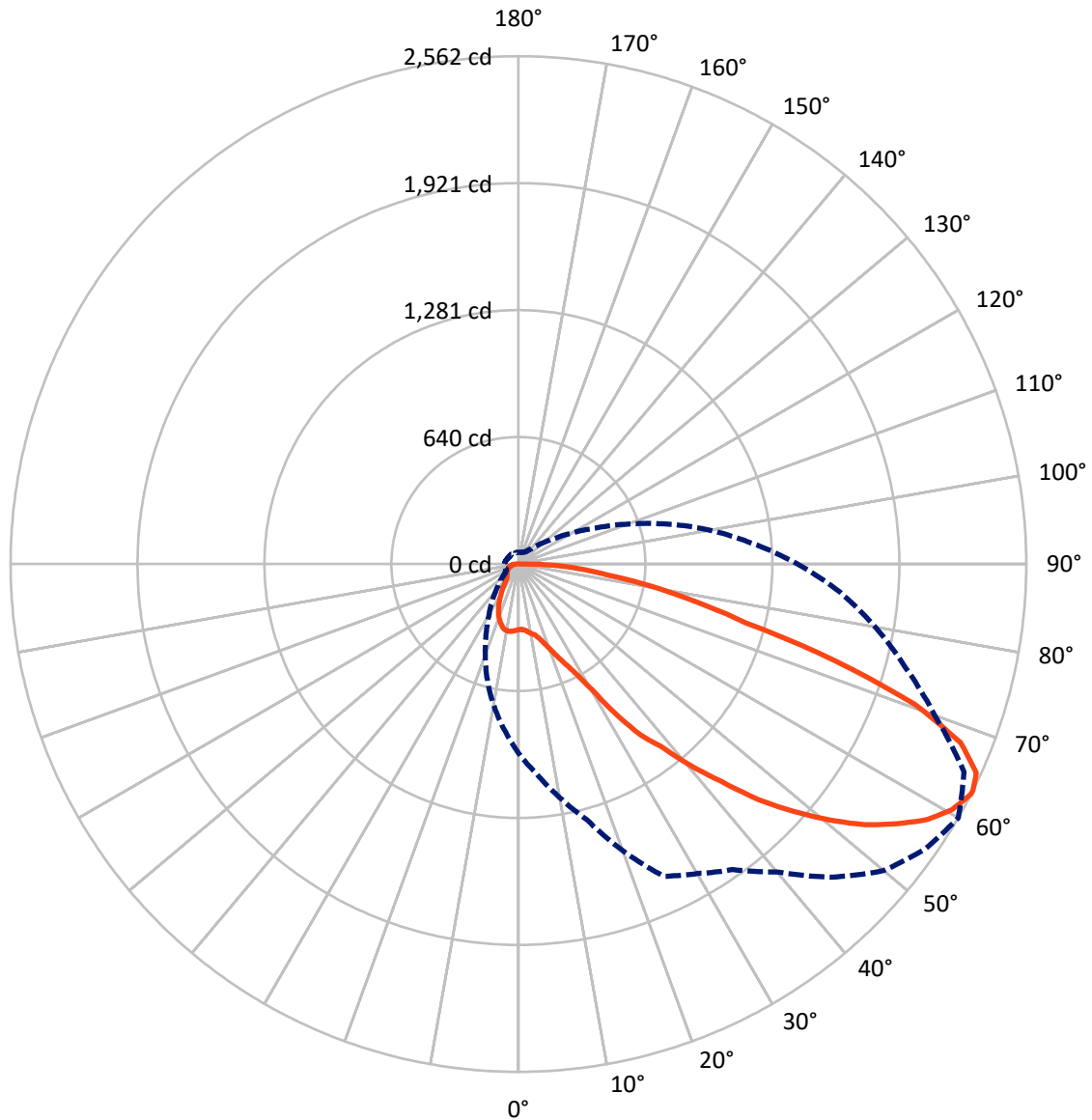
✕ Max cd  
 - - - 1/2 Max cd



Based on 10 foot mounting height. Maximum calculated value = 6.7 fc  
 Type IV - Short - Non-Cutoff

REPORT NUMBER: P145860  
CATALOG NUMBER: CNC-E01-LED-E1-CPL

### Luminous Intensity Polar Plot



— Vertical Plane Through 60-Deg Lateral      - - - Horizontal Cone Through 63-Deg Vertical

REPORT NUMBER: P145860

CATALOG NUMBER: CNC-E01-LED-E1-CPL

**FLUX DISTRIBUTION:**

		Downward	Upward	Total
<b>House Side</b>	Lumens	563.8	0.0	563.8
	% Fixture	20.9	0.0	20.9
<b>Street Side</b>	Lumens	2129.6	0.0	2129.6
	% Fixture	79.1	0.0	79.1
<b>Total</b>	Lumens	2693.4	0.0	2693.4
	% Fixture	100.0	0.0	100.0

**Coefficient of Utilization**

**ZONAL LUMENS:**

Zone	Lumens	% Fixture
0°-10°	32.5	1.2
10°-20°	101.4	3.8
20°-30°	179.3	6.7
30°-40°	283.1	10.5
40°-50°	416.3	15.5
50°-60°	548.4	20.4
60°-70°	611.2	22.7
70°-80°	401.6	14.9
80°-90°	119.8	4.4
90°-100°	0.0	0.0
100°-110°	0.0	0.0
110°-120°	0.0	0.0
120°-130°	0.0	0.0
130°-140°	0.0	0.0
140°-150°	0.0	0.0
150°-160°	0.0	0.0
160°-170°	0.0	0.0
170°-180°	0.0	0.0
0°-90°	2693.4	100.0
0°-180°	2693.4	100.0



REPORT NUMBER: P145860

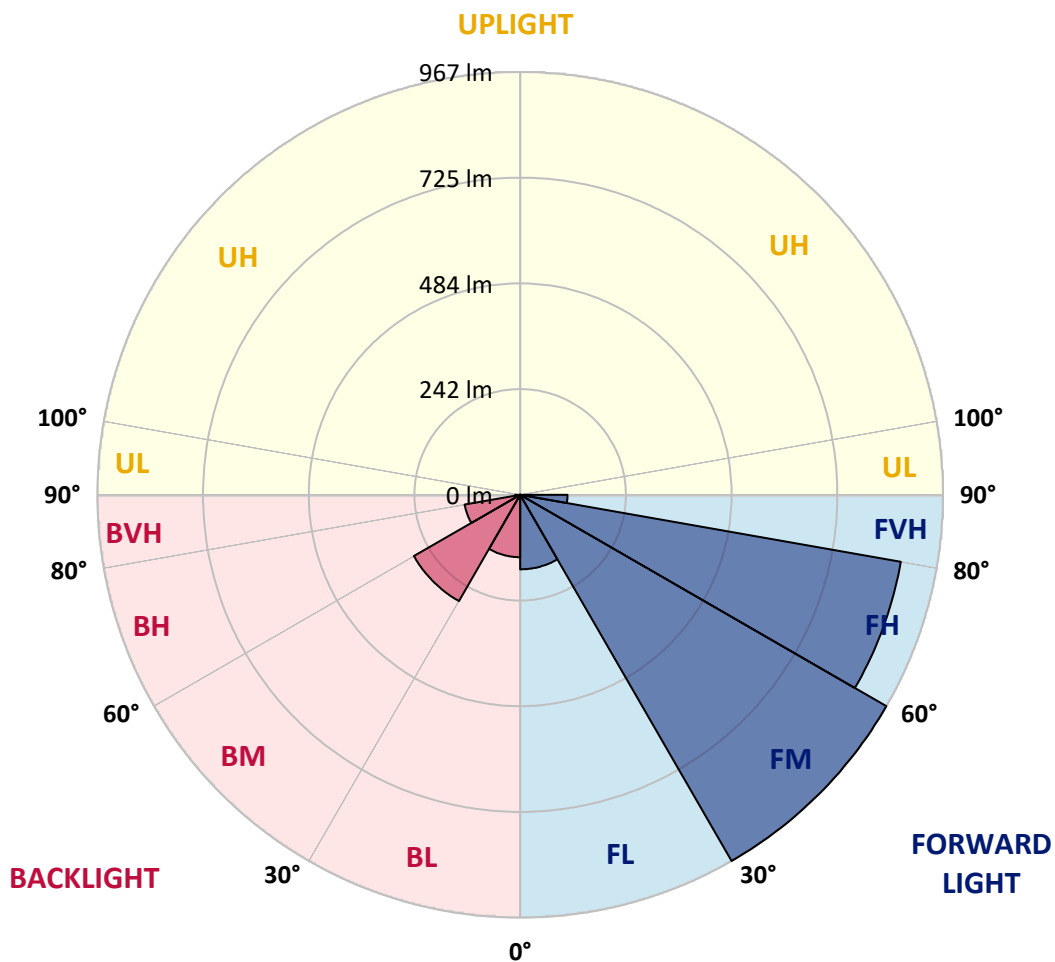
CATALOG NUMBER: CNC-E01-LED-E1-CPL

**LUMINAIRE CLASSIFICATION SYSTEM LUMEN TABLE AND BUG RATING:**

Zone		Lumens	% Fixture	Zone Rating/Lumen Limit		
				B	U	G
FL	(0°-30°)	170.5	6.3			
FM	(30°-60°)	967.0	35.9			
FH	(60°-80°)	883.9	32.8			G1/1800
FVH	(80°-90°)	108.2	4.0			G2/225
BL	(0°-30°)	142.7	5.3	B1/500		
BM	(30°-60°)	280.7	10.4	B1/1000		
BH	(60°-80°)	128.9	4.8	B1/500		G1/500
BVH	(80°-90°)	11.5	0.4			G1/100
UL	(90°-100°)	0.0	0.0		U0/0	
UH	(100°-180°)	0.0	0.0		U0/0	

**BUG Rating: B1-U0-G2**

Type IV Short





REPORT NUMBER: P145860

CATALOG NUMBER: CNC-E01-LED-E1-CPL

**CANDELA DISTRIBUTION (FULL):**

	0°	5°	10°	15°	20°	25°	30°	35°	40°	45°	50°
0°	330.8	330.8	330.8	330.8	330.8	330.8	330.8	330.8	330.8	330.8	330.8
2.5°	330.4	330.6	330.0	329.8	329.4	329.6	329.6	329.2	329.2	329.4	328.8
5°	328.8	329.2	329.0	329.4	329.8	330.4	331.0	331.6	332.2	333.0	333.2
7.5°	327.0	328.2	328.4	329.6	331.0	332.6	334.6	336.8	339.8	340.6	342.4
10°	328.0	330.2	331.4	333.8	336.0	339.0	342.6	344.8	348.6	350.0	352.6
12.5°	335.8	337.4	339.0	341.8	345.0	348.8	352.8	356.2	360.2	361.6	362.6
15°	350.6	352.2	354.0	356.8	360.2	364.8	370.6	374.8	379.6	383.2	385.8
17.5°	371.2	371.2	375.4	376.2	382.8	389.8	397.0	405.2	410.2	413.2	418.0
20°	400.8	400.8	406.4	409.0	414.6	423.6	433.4	442.4	449.6	455.6	460.0
22.5°	452.0	449.8	454.6	454.0	460.8	474.2	483.8	488.8	498.4	502.0	507.8
25°	511.4	519.2	524.4	524.4	527.2	541.0	549.0	552.8	561.6	559.0	565.0
27.5°	584.2	605.2	624.6	632.6	628.8	644.0	646.8	650.4	649.4	643.2	641.4
30°	655.8	692.8	723.0	741.4	762.6	792.0	792.0	796.8	786.4	769.2	759.0
32.5°	705.4	753.0	799.2	837.4	873.4	918.4	937.4	963.8	968.2	974.8	952.0
35°	746.2	813.0	862.6	920.0	964.0	1009.6	1060.2	1106.0	1136.4	1131.4	1122.4
37.5°	774.2	860.0	929.2	996.6	1063.6	1115.8	1163.8	1223.6	1281.8	1293.4	1269.0
40°	793.8	893.2	988.4	1071.2	1155.4	1233.8	1292.2	1356.4	1447.6	1486.2	1466.2
42.5°	803.2	919.2	1025.4	1130.8	1237.4	1336.4	1409.6	1497.6	1605.8	1671.8	1649.8
45°	807.2	935.2	1055.4	1175.4	1303.4	1425.6	1520.0	1619.8	1741.6	1847.6	1851.6
47.5°	806.2	943.8	1076.0	1207.2	1355.2	1497.4	1624.0	1737.2	1875.2	1986.6	2028.0
50°	803.4	946.8	1088.4	1226.4	1387.8	1550.0	1692.6	1827.2	1981.4	2122.4	2185.4
52.5°	803.2	947.4	1094.6	1237.0	1407.0	1582.2	1735.6	1894.6	2063.6	2211.0	2309.2
55°	808.0	951.0	1101.4	1244.4	1417.4	1600.4	1759.8	1936.8	2099.4	2266.8	2393.6
57.5°	827.4	967.8	1117.6	1257.0	1429.0	1614.8	1778.6	1949.0	2110.0	2290.0	2442.6
60°	870.0	999.2	1145.8	1280.2	1459.2	1652.6	1796.4	1931.8	2090.0	2283.4	2449.6
62.5°	936.4	1049.6	1185.2	1323.0	1520.6	1724.4	1803.8	1892.4	2040.6	2245.4	2419.4
63°	953.4	1063.0	1195.6	1334.8	1538.4	1738.0	1803.2	1882.0	2027.0	2234.2	2405.8
65°	1024.4	1125.0	1244.0	1391.2	1619.4	1781.2	1781.4	1820.8	1957.6	2172.4	2350.0
67.5°	1131.2	1227.2	1319.2	1465.6	1709.0	1802.8	1716.8	1687.0	1808.0	2041.6	2208.4
70°	1202.4	1321.0	1372.6	1485.2	1721.2	1776.6	1614.6	1515.2	1615.6	1810.8	1959.0
72.5°	1204.2	1339.4	1354.4	1401.6	1607.0	1651.4	1438.6	1304.0	1364.4	1528.2	1606.2
75°	1075.6	1245.6	1214.8	1197.4	1308.6	1327.6	1163.6	1107.6	1185.0	1281.8	1242.8
77.5°	799.6	1025.6	963.0	889.0	929.4	932.2	937.4	1043.0	1138.0	1177.6	1120.8
80°	496.2	753.4	705.4	583.4	599.0	645.0	783.0	969.6	1073.6	1102.0	988.4
82.5°	299.2	554.2	528.6	445.2	464.8	579.4	732.0	783.6	818.6	816.0	698.6
85°	219.2	376.4	411.2	417.4	487.0	562.6	559.4	521.2	499.8	439.8	375.4
87.5°	69.0	194.2	230.4	268.6	294.2	278.4	273.8	236.6	169.4	143.2	157.4
90°	0.0	0.0	0.0	0.0	0.0	0.0	0.0	0.0	0.0	0.0	0.0



REPORT NUMBER: P145860

CATALOG NUMBER: CNC-E01-LED-E1-CPL

**CANDELA DISTRIBUTION (continued):**

	55°	60°	65°	70°	75°	80°	85°	90°	95°	100°	105°
0°	330.8	330.8	330.8	330.8	330.8	330.8	330.8	330.8	330.8	330.8	330.8
2.5°	328.8	329.6	330.0	329.8	330.0	330.0	331.2	330.8	331.2	331.0	332.2
5°	333.8	335.0	336.0	336.0	336.2	336.6	338.2	338.2	339.0	340.6	341.4
7.5°	343.6	345.2	345.4	345.8	347.0	346.4	347.4	347.8	348.4	349.2	350.2
10°	353.8	356.0	356.0	355.8	356.0	354.4	355.0	353.8	354.0	355.2	356.4
12.5°	365.2	366.4	365.6	365.0	365.0	362.0	361.6	360.0	359.2	359.4	359.8
15°	388.0	387.0	386.8	385.8	382.2	380.0	378.4	373.4	370.8	369.4	367.0
17.5°	418.4	419.0	418.0	417.0	411.8	404.4	401.2	395.8	392.2	388.6	384.2
20°	462.8	458.8	458.4	455.2	448.0	437.6	429.8	421.0	416.0	410.8	406.2
22.5°	511.8	507.6	504.8	498.6	488.0	474.8	461.8	450.6	443.0	439.2	436.0
25°	566.2	563.8	559.2	543.4	535.0	519.8	505.6	494.6	486.0	482.8	477.2
27.5°	631.4	633.2	624.6	609.8	599.2	577.8	565.6	546.6	539.4	527.8	520.6
30°	750.2	738.6	724.0	701.4	680.0	651.2	631.0	611.2	600.6	585.0	565.8
32.5°	944.4	900.2	861.0	813.0	767.6	730.8	701.6	676.6	660.4	634.6	602.0
35°	1101.0	1058.4	993.6	923.8	864.2	817.0	780.2	756.6	724.2	683.0	635.8
37.5°	1215.8	1166.8	1106.2	1052.8	987.8	935.2	885.4	836.4	790.8	728.4	668.2
40°	1402.2	1335.8	1236.0	1173.0	1119.8	1048.6	1002.0	936.0	866.6	786.2	699.0
42.5°	1586.6	1498.6	1408.2	1335.8	1260.2	1183.0	1119.0	1030.4	938.2	834.0	726.6
45°	1800.8	1693.0	1574.8	1473.6	1396.0	1305.2	1223.2	1114.4	996.8	873.2	750.6
47.5°	1969.6	1862.8	1729.4	1627.4	1522.8	1420.4	1314.0	1179.8	1040.4	905.2	773.0
50°	2131.4	2028.4	1886.6	1761.4	1641.2	1517.6	1389.0	1226.2	1074.6	930.2	790.8
52.5°	2276.6	2185.0	2031.8	1882.2	1747.8	1605.4	1446.0	1269.6	1107.4	956.0	804.8
55°	2399.6	2313.8	2176.4	1990.2	1837.6	1680.0	1499.8	1309.2	1142.0	983.0	815.0
57.5°	2482.2	2432.6	2285.8	2085.2	1911.4	1743.6	1540.4	1349.0	1174.4	999.8	819.4
60°	2520.6	2514.0	2389.8	2171.0	1977.0	1793.2	1591.6	1391.2	1195.8	1007.4	813.2
62.5°	2512.6	2559.8	2469.0	2229.8	2018.8	1824.2	1624.4	1409.4	1190.4	989.0	785.8
63°	2505.2	2561.8	2480.2	2235.6	2022.2	1827.2	1627.6	1407.2	1185.4	980.8	776.4
65°	2451.0	2538.2	2483.0	2225.2	2006.6	1818.6	1613.2	1372.6	1135.6	929.2	723.2
67.5°	2318.2	2405.6	2375.0	2110.6	1905.6	1726.2	1512.6	1254.8	1013.6	819.6	624.6
70°	2044.0	2122.2	2085.6	1853.0	1662.6	1535.4	1332.4	1043.6	825.8	658.8	475.4
72.5°	1616.8	1671.8	1679.8	1495.0	1349.2	1272.8	1073.4	787.2	603.2	458.8	308.6
75°	1197.2	1184.4	1187.0	1083.8	1024.4	992.2	802.4	540.0	406.4	280.4	183.0
77.5°	1006.2	914.2	835.8	807.2	738.0	718.0	529.2	331.4	237.2	167.8	104.2
80°	818.2	678.8	564.8	514.2	487.2	491.2	292.8	176.6	124.2	91.4	65.2
82.5°	559.4	453.4	357.6	310.6	305.8	310.4	152.2	86.6	65.6	52.6	41.0
85°	330.8	311.4	278.0	246.8	236.0	222.8	113.2	62.0	33.8	28.0	23.0
87.5°	143.0	175.6	179.8	179.0	166.6	133.8	41.6	16.0	14.2	7.2	5.8
90°	0.0	0.0	0.0	0.0	0.0	0.0	0.0	0.0	0.0	0.0	0.0





REPORT NUMBER: P145860

CATALOG NUMBER: CNC-E01-LED-E1-CPL

**CANDELA DISTRIBUTION (continued):**

	110°	115°	120°	125°	130°	135°	140°	145°	150°	155°	160°
0°	330.8	330.8	330.8	330.8	330.8	330.8	330.8	330.8	330.8	330.8	330.8
2.5°	332.2	332.4	332.0	332.4	333.8	333.8	333.6	334.0	334.2	335.4	335.0
5°	342.2	342.4	342.6	344.0	345.0	346.2	345.8	346.2	347.0	347.2	347.6
7.5°	351.4	352.6	354.2	354.8	356.6	357.0	358.8	359.0	359.4	358.6	357.8
10°	357.8	359.0	361.0	362.0	365.2	365.6	367.0	367.4	368.2	367.6	367.0
12.5°	361.0	362.0	364.2	366.2	370.6	372.0	374.4	375.8	376.8	376.2	374.2
15°	367.6	367.4	368.6	370.2	374.2	376.8	380.2	382.0	383.2	382.2	379.6
17.5°	382.8	380.0	380.0	379.0	382.0	382.6	384.0	385.0	384.6	381.6	377.4
20°	403.8	399.6	397.0	394.6	393.6	388.6	386.0	382.4	379.2	373.8	369.0
22.5°	431.0	428.0	422.0	416.6	409.0	398.8	387.8	378.4	371.4	364.0	355.8
25°	472.2	465.4	456.8	444.0	434.2	416.2	397.8	380.0	365.0	353.4	339.6
27.5°	511.0	496.6	480.4	460.4	442.4	418.4	395.0	374.4	354.8	336.2	320.4
30°	543.4	518.4	492.0	464.0	438.4	409.4	382.2	358.8	336.6	314.6	299.6
32.5°	567.8	531.8	496.6	460.8	429.2	395.2	364.0	339.0	313.8	290.6	273.2
35°	589.8	541.2	495.2	452.2	414.8	377.2	343.6	315.6	288.0	263.2	243.2
37.5°	605.6	544.4	489.2	439.8	396.4	355.2	318.8	289.0	259.4	234.2	212.2
40°	617.8	542.8	477.8	420.8	371.2	328.4	292.8	261.6	232.0	206.8	183.8
42.5°	626.0	536.8	460.6	399.2	350.2	305.4	270.6	237.8	208.2	181.8	156.4
45°	636.6	534.4	450.0	383.0	331.2	286.0	248.8	216.8	186.0	158.4	134.2
47.5°	646.6	533.0	441.4	369.6	314.0	268.4	231.6	198.0	167.0	140.0	118.0
50°	652.6	530.8	432.4	353.4	294.8	250.4	215.2	181.2	150.0	124.2	104.6
52.5°	654.4	526.4	420.6	335.0	278.2	235.0	198.4	164.4	134.4	111.2	93.0
55°	653.0	517.8	404.6	320.0	261.2	218.0	181.4	148.4	121.2	99.4	84.8
57.5°	646.2	500.6	384.0	301.0	241.8	196.6	160.6	130.4	106.2	88.8	77.6
60°	631.0	475.8	358.8	274.4	214.0	171.2	137.2	111.2	90.8	78.2	70.8
62.5°	597.8	440.0	322.2	236.8	176.8	137.4	107.8	88.6	74.8	68.2	63.8
63°	588.0	427.6	311.4	226.8	170.4	129.8	101.2	83.8	71.4	66.0	62.4
65°	536.4	370.4	263.2	182.4	132.0	98.4	77.2	65.8	59.2	57.2	56.2
67.5°	439.6	288.2	185.2	122.4	88.6	68.0	57.0	52.6	50.2	50.0	50.6
70°	310.6	191.2	114.6	78.4	61.0	51.4	47.2	45.2	44.0	44.4	45.6
72.5°	202.0	112.2	72.4	57.4	49.6	45.2	42.2	41.6	41.2	40.8	41.2
75°	106.8	70.2	54.8	48.0	43.4	39.8	37.8	37.0	37.2	37.2	37.2
77.5°	66.2	53.4	46.8	42.4	38.8	35.2	33.2	32.6	32.8	33.2	33.4
80°	50.8	46.6	41.2	38.0	32.8	29.8	28.8	28.6	29.0	29.0	29.6
82.5°	37.2	36.0	34.0	30.0	26.0	24.0	23.8	24.6	23.8	23.6	24.0
85°	21.8	20.4	22.2	19.0	17.4	16.2	17.0	18.6	19.4	18.4	18.0
87.5°	7.0	4.8	7.0	7.8	7.0	6.0	7.6	9.0	9.2	8.8	10.0
90°	0.0	0.0	0.0	0.0	0.0	0.0	0.0	0.0	0.0	0.0	0.0



REPORT NUMBER: P145860

CATALOG NUMBER: CNC-E01-LED-E1-CPL

**CANDELA DISTRIBUTION (continued):**

	165°	170°	175°	180°	185°	190°	195°	200°	205°	210°	215°
0°	330.8	330.8	330.8	330.8	330.8	330.8	330.8	330.8	330.8	330.8	330.8
2.5°	334.8	336.2	334.8	335.4	335.2	334.8	335.4	334.6	334.2	335.4	335.2
5°	347.4	347.6	345.8	346.0	345.8	344.2	344.2	343.4	342.4	342.6	342.2
7.5°	357.6	357.2	355.8	355.2	353.4	352.2	351.4	350.2	349.4	348.6	348.2
10°	365.4	364.4	363.4	361.6	359.8	358.8	356.6	354.8	354.2	353.0	352.2
12.5°	372.2	370.4	368.8	366.6	364.4	362.8	360.2	358.8	357.8	356.2	355.0
15°	376.0	372.6	369.6	366.2	363.8	361.4	358.4	357.8	356.4	354.8	352.6
17.5°	371.4	366.6	361.0	357.4	353.8	350.2	347.2	347.2	346.6	344.8	341.0
20°	362.0	354.8	348.2	342.4	338.8	333.6	331.8	329.0	327.0	323.8	319.0
22.5°	346.6	339.0	330.4	324.6	318.4	312.6	309.0	304.6	303.0	297.8	291.4
25°	329.4	318.4	309.2	301.6	293.0	286.2	281.2	275.2	271.2	266.2	258.2
27.5°	309.0	297.6	287.2	278.8	269.8	260.4	251.2	244.2	237.0	231.2	226.6
30°	287.0	275.2	262.4	252.6	242.2	230.4	222.8	213.4	207.8	201.4	195.4
32.5°	258.2	247.8	232.8	221.4	208.6	199.4	193.2	184.2	177.6	172.2	168.8
35°	226.6	211.0	196.0	187.4	178.6	171.2	162.6	155.6	151.2	145.6	142.6
37.5°	192.2	174.0	161.2	153.6	144.6	141.0	135.6	131.4	127.4	123.6	121.2
40°	161.4	144.6	133.0	126.6	120.6	116.6	113.2	111.4	108.8	105.8	104.0
42.5°	135.8	122.4	111.0	105.0	100.4	100.0	97.8	96.4	95.4	93.6	90.8
45°	115.8	103.6	93.8	89.0	87.0	87.2	87.2	86.0	86.0	85.4	83.6
47.5°	102.4	91.4	84.2	81.0	80.2	80.4	79.8	79.4	79.6	79.4	78.4
50°	92.0	82.6	76.6	75.4	75.2	75.0	74.2	73.6	73.4	73.8	73.6
52.5°	81.4	73.6	70.2	69.8	70.0	70.0	69.8	69.6	70.0	70.4	69.8
55°	75.4	69.8	67.6	67.6	67.6	67.6	67.4	67.2	67.8	68.4	67.4
57.5°	69.8	65.8	65.0	65.0	65.0	64.6	64.6	64.8	65.6	66.8	65.6
60°	65.6	63.6	63.6	63.8	63.6	62.8	62.2	62.2	63.2	64.8	63.8
62.5°	61.6	60.6	61.0	60.8	60.4	59.4	58.6	58.6	59.8	61.4	61.8
63°	60.6	59.8	60.2	60.0	59.6	58.8	58.0	58.0	59.0	60.6	61.2
65°	56.2	56.4	56.6	56.8	56.6	56.4	55.4	55.0	55.8	57.0	57.8
67.5°	51.0	51.4	51.8	52.8	52.4	52.4	51.8	51.4	51.6	52.2	52.8
70°	46.2	46.6	47.2	47.6	47.8	48.0	47.6	47.0	47.2	47.4	47.8
72.5°	41.6	42.0	42.4	43.2	43.2	43.2	42.8	42.4	42.6	43.0	43.4
75°	37.4	37.6	38.0	38.6	38.8	38.4	38.4	38.0	38.2	38.8	39.2
77.5°	33.2	32.8	33.0	33.4	34.0	34.0	34.2	34.0	34.4	34.8	35.2
80°	28.4	28.0	27.6	27.8	28.6	29.6	30.6	30.6	31.2	31.4	32.0
82.5°	22.6	22.2	22.0	22.6	22.4	23.8	26.0	27.2	28.0	28.8	29.2
85°	17.6	16.6	17.0	17.0	16.6	18.8	20.8	22.4	22.6	23.8	24.0
87.5°	10.4	10.0	9.6	9.2	10.6	12.8	14.6	15.2	15.6	16.2	16.8
90°	0.0	0.0	0.0	0.0	0.0	0.0	0.0	0.0	0.0	0.0	0.0



REPORT NUMBER: P145860

CATALOG NUMBER: CNC-E01-LED-E1-CPL

**CANDELA DISTRIBUTION (continued):**

	220°	225°	230°	235°	240°	245°	250°	255°	260°	265°	270°
0°	330.8	330.8	330.8	330.8	330.8	330.8	330.8	330.8	330.8	330.8	330.8
2.5°	333.6	335.2	334.8	334.6	334.8	334.6	334.0	334.2	333.8	334.0	333.6
5°	340.0	340.8	340.2	339.2	339.2	337.8	336.8	336.0	335.0	334.6	333.8
7.5°	346.2	345.6	344.8	343.0	342.0	340.2	338.8	337.2	336.2	335.0	333.6
10°	350.0	348.8	347.2	345.0	342.2	340.6	338.6	336.2	335.0	334.4	333.0
12.5°	351.8	348.6	346.0	342.0	338.0	335.0	332.8	330.4	329.8	329.0	328.0
15°	347.6	343.0	336.4	331.0	325.8	321.6	319.8	317.2	316.6	316.4	316.2
17.5°	333.4	326.4	320.0	312.8	308.2	304.4	302.8	302.2	301.2	300.8	301.0
20°	310.6	304.6	298.2	295.8	290.4	289.4	287.0	285.4	283.6	283.0	282.0
22.5°	284.0	276.6	272.6	270.8	268.6	263.4	262.2	260.6	258.2	256.4	256.0
25°	253.0	247.0	246.8	242.6	240.8	238.0	234.8	232.8	231.4	229.2	227.6
27.5°	221.4	219.2	215.4	212.2	211.0	209.4	204.6	203.6	202.0	200.2	198.4
30°	192.0	190.4	186.8	183.8	182.0	178.8	174.2	174.6	171.4	169.0	167.4
32.5°	163.4	162.2	158.8	158.0	152.2	150.6	145.8	142.2	139.0	136.6	134.6
35°	137.6	134.4	134.6	131.0	127.8	123.0	118.0	113.4	110.8	109.6	107.8
37.5°	119.0	116.0	113.0	109.0	105.4	102.0	99.0	97.6	96.0	96.4	96.6
40°	102.2	100.0	97.8	95.0	92.8	91.4	90.6	90.6	90.8	91.8	92.6
42.5°	90.2	88.4	87.2	86.2	86.6	86.6	87.2	88.2	89.2	90.6	91.4
45°	82.2	81.2	80.8	81.2	82.4	83.4	84.8	86.4	88.0	89.4	90.0
47.5°	77.4	76.8	76.8	77.8	79.6	81.2	83.4	85.0	86.8	88.0	88.4
50°	72.2	72.0	72.0	72.8	74.4	76.4	78.6	80.2	81.8	82.8	83.2
52.5°	69.2	68.6	68.4	69.4	70.8	72.8	75.0	76.6	77.8	78.6	78.8
55°	66.6	66.0	65.6	66.8	68.4	70.2	72.8	74.6	75.8	76.8	77.6
57.5°	64.4	63.8	63.4	64.8	66.4	68.6	70.8	72.8	74.4	75.6	76.4
60°	62.6	61.8	61.4	63.0	64.6	66.8	69.0	71.2	73.4	74.8	75.2
62.5°	60.4	59.8	59.2	60.2	61.0	62.6	64.6	66.8	68.8	70.2	70.2
63°	59.8	59.6	58.8	59.6	60.4	61.8	63.8	65.8	67.8	69.4	69.2
65°	57.2	57.2	56.8	57.6	58.4	59.8	61.4	63.6	65.4	66.6	66.8
67.5°	53.0	53.2	53.6	54.4	56.0	57.4	59.2	61.2	62.8	63.6	64.0
70°	48.2	48.6	49.4	50.6	52.0	53.2	54.4	56.4	57.8	58.6	59.0
72.5°	43.6	44.6	45.2	46.2	47.0	48.2	49.2	51.2	52.4	53.0	54.0
75°	39.4	40.2	40.6	41.2	42.0	42.4	43.6	44.4	46.0	46.8	48.0
77.5°	35.4	35.8	36.4	37.4	37.6	38.2	38.6	39.8	40.6	41.4	42.4
80°	31.8	32.2	33.0	33.6	33.8	34.2	34.4	34.2	34.0	33.4	34.2
82.5°	28.6	29.0	30.0	30.6	31.2	31.2	31.0	28.8	27.8	28.2	28.8
85°	23.6	24.0	25.0	26.2	26.4	26.2	26.4	24.2	22.8	22.2	22.8
87.5°	14.8	14.4	17.8	19.4	18.2	18.6	18.8	17.6	16.4	14.0	14.6
90°	0.0	0.0	0.0	0.0	0.0	0.0	0.0	0.0	0.0	0.0	0.0



REPORT NUMBER: P145860  
 CATALOG NUMBER: CNC-E01-LED-E1-CPL

REPORT N  
 CATALOG

**CANDELA DISTRIBUTION (continued):**

**CANDELA**

	275°	280°	285°	290°	295°	300°	305°	310°	315°	320°	325°	
0°	330.8	330.8	330.8	330.8	330.8	330.8	330.8	330.8	330.8	330.8	330.8	0°
2.5°	334.0	332.6	332.8	333.2	333.2	333.8	333.0	332.0	332.6	331.6	331.4	2.5°
5°	333.8	332.0	332.0	332.4	332.0	332.4	331.8	330.8	331.4	330.2	330.0	5°
7.5°	333.0	332.0	332.4	332.8	332.2	332.4	332.2	330.8	331.0	330.4	329.0	7.5°
10°	332.6	332.0	332.8	334.0	334.0	334.2	333.6	332.0	331.0	330.4	329.2	10°
12.5°	328.4	329.2	330.8	333.6	334.6	336.2	337.0	336.2	336.6	335.8	335.4	12.5°
15°	316.4	318.4	321.0	325.2	328.2	331.8	336.2	338.2	342.0	345.0	347.0	15°
17.5°	302.0	303.4	306.2	311.0	314.8	322.0	328.0	334.8	342.2	350.2	357.2	17.5°
20°	284.2	283.2	287.6	292.8	299.4	307.4	316.2	326.4	338.6	351.4	363.6	20°
22.5°	258.0	258.0	262.6	268.8	276.8	286.0	298.2	309.2	325.2	343.8	361.8	22.5°
25°	228.0	228.6	231.8	238.8	244.4	257.6	269.0	283.2	302.4	322.8	346.8	25°
27.5°	196.0	200.0	199.2	206.6	214.0	227.0	242.6	257.0	278.4	300.2	327.6	27.5°
30°	167.0	166.4	166.2	175.0	182.4	194.2	207.0	225.2	246.8	274.8	306.4	30°
32.5°	131.0	133.2	134.8	140.0	148.0	159.0	172.8	191.8	217.8	246.0	281.6	32.5°
35°	108.2	108.8	111.0	114.0	121.0	130.2	144.6	161.4	184.2	213.4	251.2	35°
37.5°	97.0	97.6	100.0	102.8	107.8	114.6	124.4	137.4	158.4	185.6	220.8	37.5°
40°	93.4	94.0	95.4	98.0	102.6	108.4	116.2	126.2	141.4	162.6	193.4	40°
42.5°	91.8	91.8	92.0	94.0	98.6	105.4	113.8	122.8	134.0	150.0	175.0	42.5°
45°	90.0	90.0	89.8	91.2	94.8	102.6	112.8	123.8	136.0	149.8	169.4	45°
47.5°	88.4	88.0	87.6	88.2	91.2	99.2	111.0	124.4	140.0	157.2	177.0	47.5°
50°	82.8	82.8	82.6	82.8	85.6	94.0	107.6	123.8	143.6	165.8	189.8	50°
52.5°	78.8	79.0	79.2	79.2	81.4	90.0	105.0	124.0	147.6	174.2	204.6	52.5°
55°	77.8	78.2	78.2	77.8	79.6	87.4	102.6	123.4	150.4	183.6	220.4	55°
57.5°	76.6	76.8	77.0	76.6	77.8	84.6	99.2	120.6	149.6	187.2	232.2	57.5°
60°	75.0	74.2	74.0	73.4	74.2	79.6	93.2	114.6	144.8	185.6	236.2	60°
62.5°	70.6	70.0	69.4	68.8	69.4	73.4	86.6	107.2	136.8	179.2	233.0	62.5°
63°	69.6	69.2	68.6	68.0	68.0	72.4	84.4	105.4	134.8	177.4	231.8	63°
65°	66.8	66.6	66.2	65.6	65.4	68.8	79.4	97.2	125.4	169.4	224.2	65°
67.5°	63.6	63.6	63.4	62.6	61.6	63.6	71.0	85.0	109.0	148.8	205.4	67.5°
70°	59.0	59.0	58.8	58.4	57.2	58.6	63.4	72.6	89.8	121.6	172.2	70°
72.5°	54.4	54.4	55.0	54.8	55.0	55.2	57.6	62.6	73.0	94.6	130.2	72.5°
75°	48.4	49.4	49.6	50.0	50.2	50.0	51.2	54.2	60.2	72.6	95.0	75°
77.5°	43.4	44.8	44.6	44.2	44.0	44.2	44.0	45.4	49.8	57.6	70.4	77.5°
80°	35.8	37.2	37.2	37.0	36.6	37.0	36.6	38.0	41.6	48.4	56.0	80°
82.5°	29.4	30.4	31.0	31.4	31.0	32.6	32.6	32.2	35.0	41.0	47.2	82.5°
85°	23.6	24.6	25.2	26.0	26.4	26.0	25.8	25.4	27.0	31.8	36.0	85°
87.5°	15.0	15.8	15.8	16.0	16.0	16.6	15.4	14.0	12.8	18.2	19.0	87.5°
90°	0.0	0.0	0.0	0.0	0.0	0.0	0.0	0.0	0.0	0.0	0.0	90°



NUMBER: P145860

NUMBER: CNC-E01-LED-E1-CPL

**DISTRIBUTION (continued):**

330°	335°	340°	345°	350°	355°	360°
330.8	330.8	330.8	330.8	330.8	330.8	330.8
330.8	330.8	331.0	330.4	331.0	331.0	330.4
329.4	329.0	329.0	328.8	329.2	329.0	328.8
328.2	328.2	327.4	326.8	326.6	327.4	327.0
327.8	327.4	327.2	326.8	327.0	327.6	328.0
335.0	333.6	334.0	333.8	334.0	334.6	335.8
348.2	348.2	349.2	347.0	348.0	349.0	350.6
363.0	366.6	368.4	368.2	368.6	369.4	371.2
375.6	387.0	395.0	397.0	402.4	403.6	400.8
381.2	401.6	419.6	431.6	445.0	450.4	452.0
369.8	399.2	428.8	456.4	482.8	498.0	511.4
358.0	392.8	432.2	473.4	516.4	555.2	584.2
341.6	387.6	440.8	496.4	553.4	607.4	655.8
323.6	379.2	441.6	509.2	579.6	646.8	705.4
297.8	359.6	428.8	507.2	588.8	673.0	746.2
268.2	328.4	406.0	495.6	588.2	686.4	774.2
236.6	298.2	379.8	475.8	580.4	690.6	793.8
212.8	273.8	353.8	457.0	568.8	687.8	803.2
200.6	252.8	332.6	438.6	555.8	681.0	807.2
203.0	247.2	320.0	423.4	544.2	673.6	806.2
216.4	255.6	319.8	417.8	536.8	666.8	803.4
236.6	274.6	331.4	424.4	540.8	666.2	803.2
259.4	301.2	359.4	442.2	557.8	677.0	808.0
281.4	333.6	395.4	482.0	590.0	704.0	827.4
294.4	363.2	441.6	538.2	639.6	751.4	870.0
297.4	381.0	482.6	593.4	707.6	820.0	936.4
297.2	382.8	489.6	604.8	721.4	835.8	953.4
292.6	386.4	508.4	642.4	776.8	903.6	1024.4
278.2	380.0	518.8	677.4	831.8	978.4	1131.2
245.2	350.8	506.6	688.8	864.6	1028.0	1202.4
192.0	289.4	437.4	629.6	820.2	983.6	1204.2
135.0	204.6	336.6	517.0	670.4	831.2	1075.6
94.0	132.6	218.6	347.8	483.8	606.4	799.6
68.8	88.2	131.0	208.0	293.6	379.0	496.2
53.0	63.6	83.8	125.6	165.8	212.2	299.2
37.2	42.0	51.8	77.6	111.2	151.8	219.2
16.2	19.0	25.0	45.8	75.2	72.4	69.0
0.0	0.0	0.0	0.0	0.0	0.0	0.0

(END OF REPORT)